


Acrylic block construction with direct reading scales have white screen printed backs to enhance scale readability. Connections are in-line for easy installation.



DESCRIPTION

Metering Tube	Machined cast acrylic
Internal Components	316L SS
Fitting Material	Standard: PVC Optional: 316L SS, brass
Inlet/Outlet Fittings	FNPT, vertical
O-Ring	Standard: EPR Optional: Buna N, Viton

PERFORMANCE

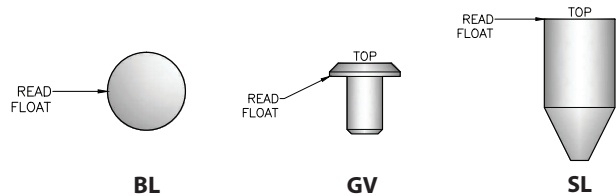
Capacities	Water 7 GPH to 20 GPM Air 2.6 SCFH to 60 SCFM
Scale	50mm, 65mm, 100mm, 127mm, 250mm direct reading
Accuracy	± 6% of full scale flow, 50mm scale ± 5% of full scale flow, 65mm scale ± 4% of full scale flow, 100mm scale ± 3% of full scale flow, 127mm scale ± 2% of full scale flow, 250mm scale
Turndown	10:1
Repeatability	3%, 50 mm scale 2%, 75 mm scale 2%, 100 mm scale 2%, 127 mm scale 0.5%, 250 mm scale
Maximum Temperature	Liquid 130° F (54° C) Gases 100° F (38° C)
Maximum Pressure	Water 150 psig Air 125 psig
Ambient Temperature	33° F to 125° F (1° C to 52° C)

OPTIONS

Certified Calibrations	Conform to ISA RP 16.6
Scales	Any volumetric unit

FLOATS

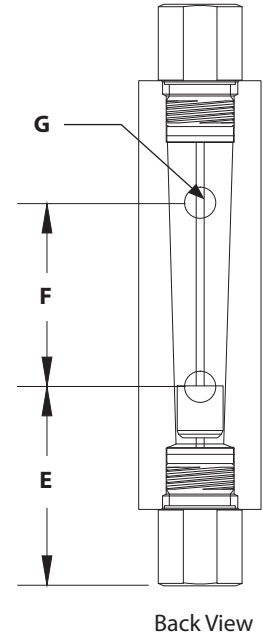
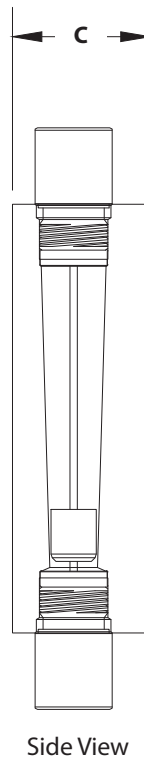
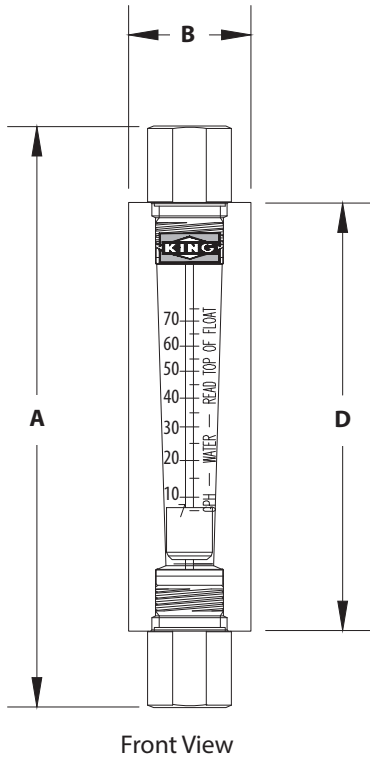
Options for rotameter float materials and designs extend flow ranges for different fluids within a given rotameter tube design.



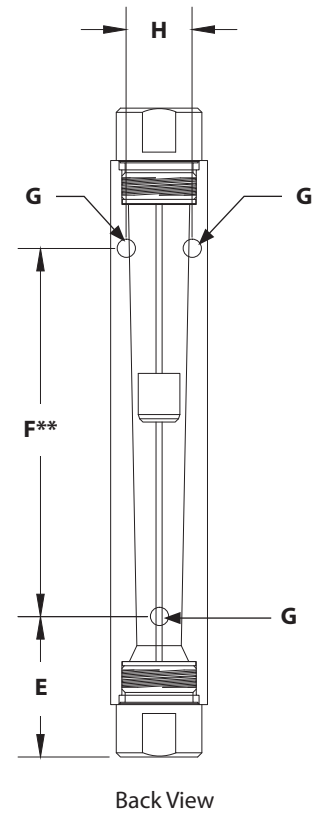
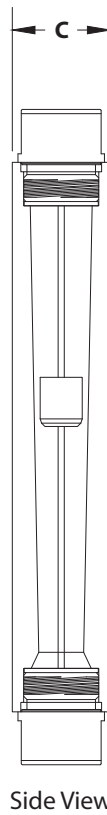
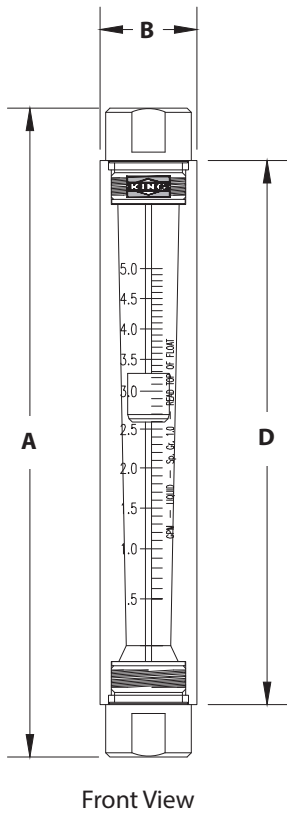
CAUTION: Meters used in gas service are designed to operate at 14.7 psia. Meters used in pressure gas service must be shielded using 3/8" polycarbonate to protect personnel and equipment in the event of tube failure.

DIMENSION DIAGRAMS

2A Blocks



2B, 5B, 6A, and 7A Blocks



Water Order Number	Air Order Number	Dimensions (Inches)								Connection Size
		A	B	C	D	E	F	G	H	
Block #2A*, 50mm (2 Inch) Scale										
2A-02 - 2A-12	2A-01 - 2A-17	4.75	1	1.125	3.50	1	1.50	10-32		1/4" FNPT*
Block #2B, 65mm (2 1/2 Inch) Scale										
2B-02 - 2B-08	2B-01 - 2B-07	6.50	1.375	1.375	5	1.25	2.50	10-32	.937	1/2" FNPT
Block #5B, 127mm (5 Inch) Scale										
5B-02 - 5B-08	5B-01 - 5B-07	9.25	1.375	1.375	7.75	1.25	5.25	10-32	.937	1/2" FNPT
Block #6A, 100mm (4 Inch) Scale										
6A-02 - 6A-06	6A-01 - 6A-03	8.375	1.78	1.812	6.625	1.312	4	10-32	1.25	1" FNPT
Block #7A, 250mm (10 Inch) Scale										
7A-02 - 7A-08	7A-01 - 7A-07	14.78	1.78	1.812	13	2.50	8	10-32	1.25	3/4" FNPT

*Block 2A has 1/4" FNPT with brass or stainless steel fitting, 1/4" MNPT with PVC fittings

** 10-32 female thread (mounting screws not supplied)

Order Number	Float	Flow Water	Order Number	Float	Flow Air
Block #2A, 50mm (2 Inch) Scale					
—	—	—	2A-01*	BL	2.6 SCFH
—	—	—	2A-03**	BL	5 SCFH
—	—	—	2A-05*	BL	10 SCFH
—	—	—	2A-07*	BL	20 SCFH
2A-02	SL	7 GPH	2A-09**	BL	30 SCFH
2A-04	SL	12 GPH	2A-11	SL	70 SCFH
2A-06	SL	22 GPH	2A-13	SL	100 SCFH
2A-08	SL	44 GPH	2A-15	SL	180 SCFH
2A-10	SL	60 GPH	2A-17	SL	4 SCFM
2A-12	SL	75 GPH	—	—	—

*These meters have glass ball floats.

**These meters have stainless steel ball floats.

Order Number	Float	Flow Water	Order Number	Float	Flow Air
Block #2B, 65mm (2 1/2 Inch) Scale					
2B-02	GV	1 GPM	2B-01	GV	4 SCFM
2B-04	GV	2 GPM	2B-03	GV	8 SCFM
2B-06	SL	3.6 GPM	2B-05	SL	15 SCFM
2B-08	SL	5 GPM	2B-07	SL	20 SCFM
Block #5B, 127mm (5 Inch) Scale					
5B-02	GV	1 GPM	5B-01	GV	4.2 SCFM
5B-04	GV	2 GPM	5B-03	GV	8.2 SCFM
5B-06	SL	3.5 GPM	5B-05	SL	15 SCFM
5B-08	SL	5 GPM	5B-07	SL	21 SCFM
Block #6A, 100mm (4 Inch) Scale					
6A-02	SL	10 GPM	6A-01	SL	40 SCFM
6A-04	SL	15 GPM	6A-03	SL	60 SCFM
6A-06	SL	20 GPM	—	—	—
Block #7A, 250mm (10 Inch) Scale					
7A-02	GV	2 GPM	7A-01	GV	8 SCFM
7A-04	GV	3.5 GPM	7A-03	GV	14.8 SCFM
7A-06	GV	5 GPM	7A-05	GV	20 SCFM
7A-08	SL	10 GPM	7A-07	SL	42 SCFM

ORDERING:

Use the following guide to determine the specific product number you require.

7 5 1			
Meter Series	Fitting Material	O-Ring Material	Order Number
7510 - 2A, 6A, 7A	Brass - 1	EPR - 1	See Specifications
7511 - 2B, 5B	PVC - 2	Buna-N - 2	
	316L SS - 3	Viton - 3	